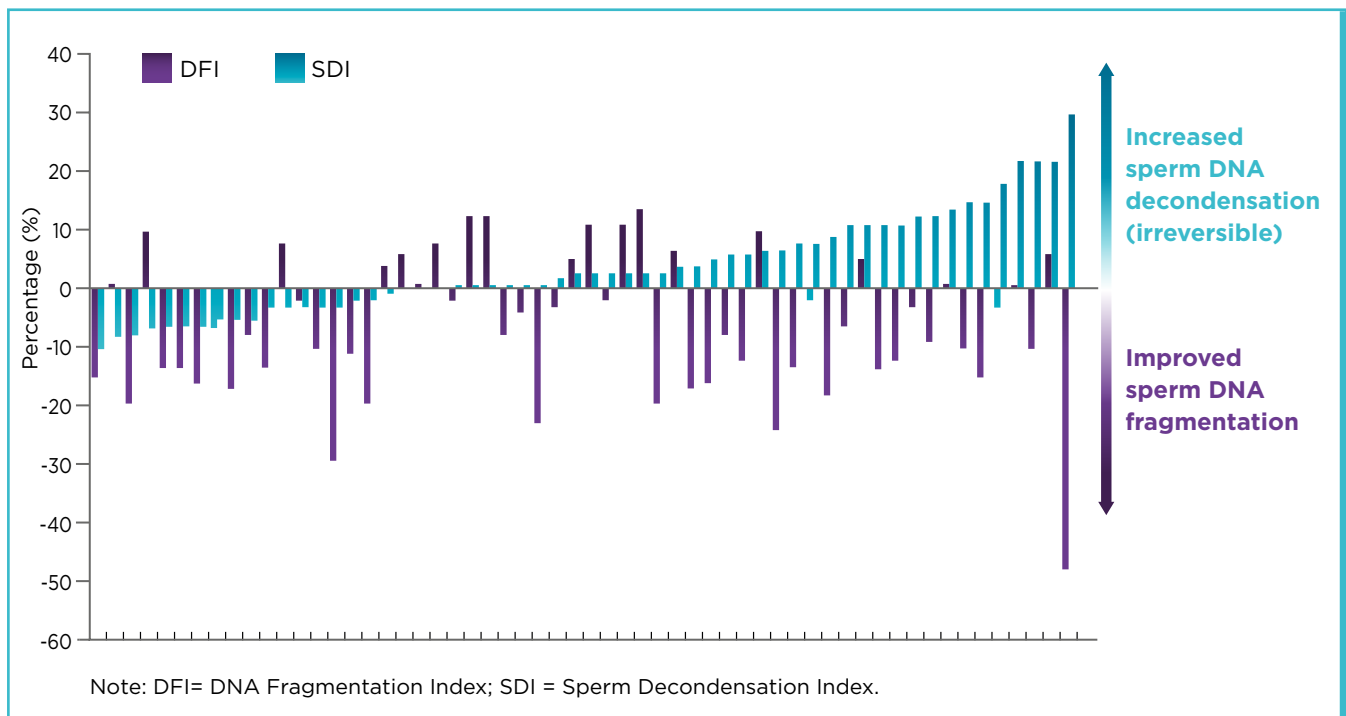


The unwanted effect of antioxidants – reductive stress

Research shows that antioxidants increase sperm decondensation even though they reduce DNA fragmentation in some patients.

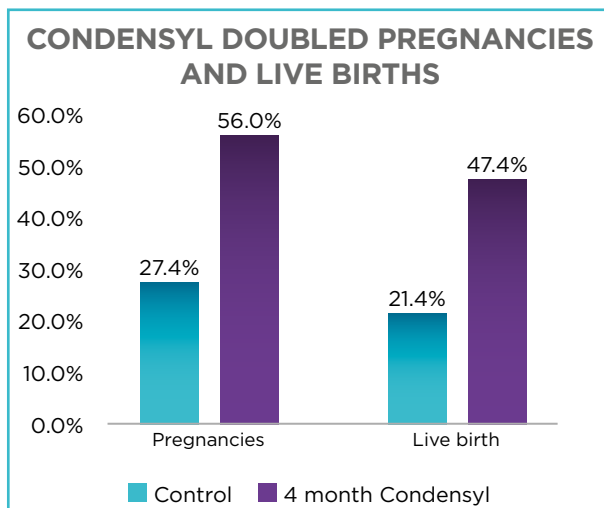
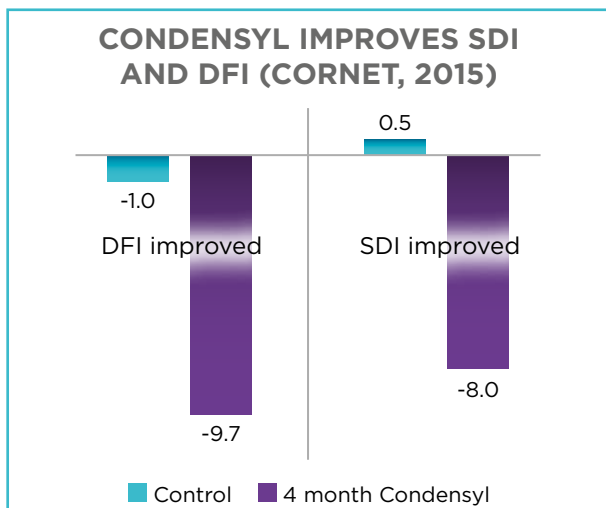


Several studies^{4,5,1,6} pointed out: the combination of multiple antioxidants may cause 'reductive stress' by depleting the physiological levels of Reactive Oxygen Species (ROS), and potentially impairing normal sperm function.

The recent Cochrane review stated antioxidants showed little improvement in pregnancy rates.⁷

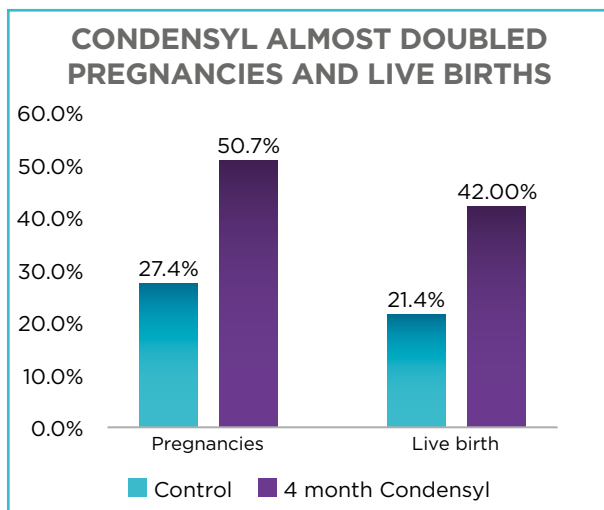
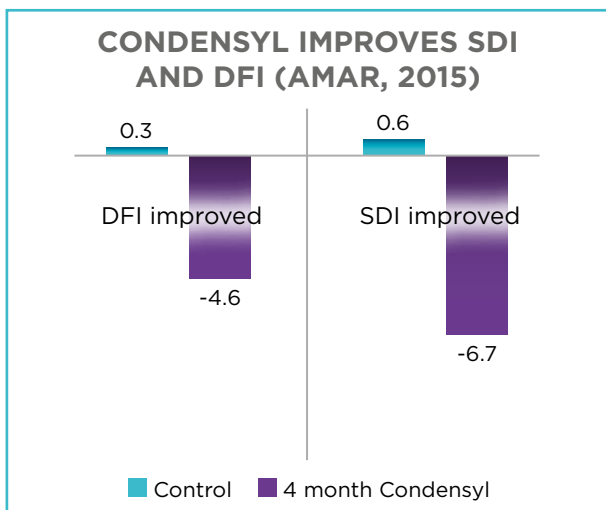
Condensyl® - the first and only product clinically proven to double live birth rate

1. Condensyl® improved both sperm DNA indices (SDI and DFI), as well as doubled clinical pregnancy and live birth rates⁹, in couples with a male factor having at least 2 ART failures. Condensyl also showed a high incidence (16.3% of all pregnancies) of spontaneous pregnancy.



Study design: male patients with high level of SDI (>25%) and subnormal DFI (>25%) whose female partner had no detected anomalies; 95 patients took the previous version of Condensyl® for 4 months vs 83 took no supplements.

2. Condensyl® improved both SDI and DFI, as well as almost doubled clinical pregnancy and live birth rates in couples with male primary infertility (>3 years) with previous ARTs. Patients on Condensyl also showed a high incidence (28% of all pregnancies) of spontaneous pregnancy¹⁰



Study design: male patients with abnormal SDI (>25%) and subnormal DFI (>40%) whose female partner had no detected anomalies; 69 patients took Condensyl® for 4 months vs 84 took no supplements.

References

1. Gharagozloo P., Aitken R.J. The role of sperm oxidative stress in male infertility and the significance of oral antioxidant therapy. *Human reproduction*. 2011 26(7): 1628-1640.
2. Agarwal A., Said T.M. Role of sperm chromatin abnormalities and DNA damage in male infertility. *Human Reproduction Update*. 2003 9(4):331-345.
3. Ménéno Y. Antioxidants to reduce sperm DNA fragmentation: an unexpected adverse effect. *Reproductive BioMedicine Online*. 2007 14(4): 418-421.
4. O'Flaherty C., deLamirande E., Gagnon C. Reactive oxygen species and protein kinases modulate the level of phosphor-MEK-like proteins during human sperm capacitation. *Biology of reproduction*. 2005 72:94-105.
5. Lipinski B. Nutrition discussion forum: evidence in support of a concept of reductive stress. *British Journal of Nutrition*. 2002 87:93-94
6. Lewis S.E.M., Aitken R.J., Conner S.J., De luliis G., Evenson D.P., Henkel R., Giwercman A. Gharagozloo R. The impact of sperm DNA damage in assisted conception and beyond: recent advances in diagnosis and treatment. *Reproductive BioMedicine Online*. 2013; 27: 325-337
7. Showell M.G., Mackenzie-Proctor R., Brown J., Yazdani A., Stankiewicz M.T., Hart R.J. Antioxidants for male subfertility (Review). *Cochrane Database of Systematic Reviews*. Cochrane Library. 2014.
8. Dattilo M., Giuseppe D., Ettove C., Ménéno Y. Improvement of gamete quality by stimulating and feeding the endogenous antioxidant system: mechanisms, clinical results, insights on gene-environment interactions and the role of diet. *Journal of Assisted Reproduction and Genetics*. 2016 33(12): 1633 - 1648.
9. Cornet D., Amar E., Cohen M., Ménéno Y. Clinical evidence for the importance of 1-carbon cycle support in subfertile couples. *Austin Journal Reproductive Medicine & Infertility*. 2015 2(2): 1011.
10. Amar E., Cornet D., Cohen M. Ménéno Y. Treatment for high levels of sperm DNA fragmentation and nuclear de condensation: sequential treatment with a potent antioxidant followed by stimulation of the one-carbon cycle vs one-carbon cycle back-up alone. *Austin journal Reproductive Medicine & Infertility*. 2015 2(1): 1006.